



# Mega Loader

## INSTRUCTION MANUAL

No. 1005  
Ages: 2+

**DO NOT DISCARD: IMPORTANT LITERATURE. KEEP THESE INSTRUCTIONS FOR FUTURE REFERENCE. OBSERVE ALL SAFETY WARNINGS AND CAUTIONARY STATEMENTS TO REDUCE THE RISK OF SERIOUS OR FATAL INJURY.**

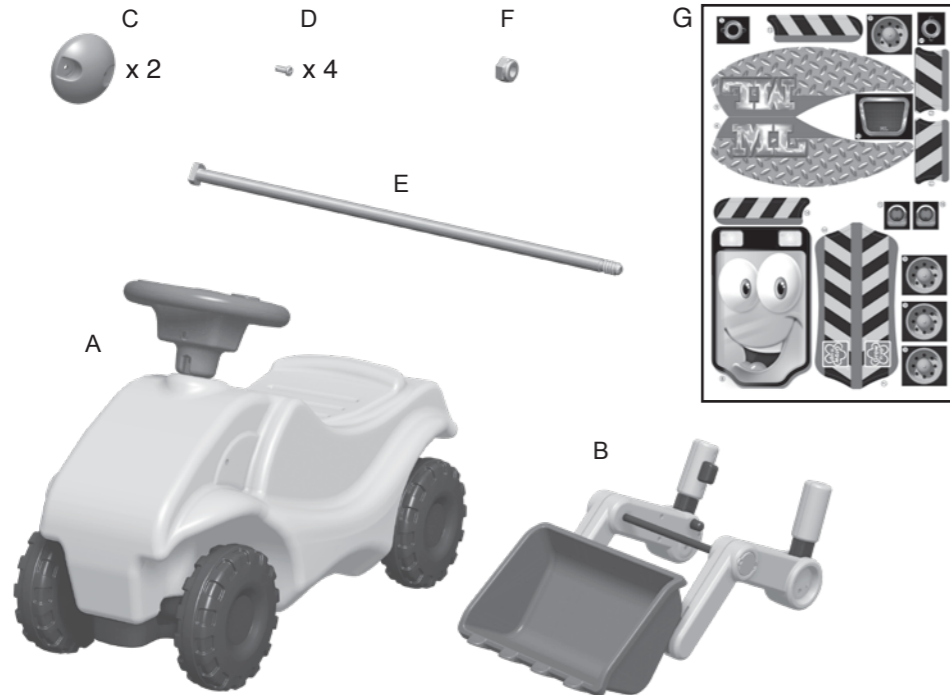
**WARNING:** Dispose of all packaging safely before giving this toy to a child. Packaging material contains small parts could be swallowed.

### SAFETY INSTRUCTIONS

**CHOKING HAZARD -** Small parts. This product contains small parts and sharp points which are necessary for assembly. Prior to or during assembly of this product, keep all components out of children's reach. Small parts pose a choking hazard to children under 3 years of age.

- Warning. Only for domestic use. Suitable for indoor and outdoor use. This product is designed for normal residential use only, and is not intended for use in schools, parks, day care centers, nurseries, or other public places.
- Warning. This product is intended for use by children ages 2 & up.
- Warning. Maximum weight limit: 50 lbs (23 kg). Limit 1 child at any one time.
- Adult assembly required. Phillips / cross-headed screwdriver (not included) required during assembly.
- Instruct children on proper use of this product, only after properly installed and assembled, and not in any manner other than intended.
- On-site adult supervision is required for children of all ages at all times when on or around this product. Never leave children unattended.
- DO NOT use near cars or other motor vehicles, near streets, steps, stairwells, sloped driveways, hills, roadways, alleys, swimming pools or other bodies of water.
- Dress children appropriately while on and around this product. Use well-fitting shoes that do not have slippery soles. DO NOT allow children to wear ponchos, scarves, hoods, jewelry, loose shoes, loose-fitting clothing, neckties, clothing with loose strings and/or clothing that might be potentially hazardous while using this product.

### PARTS

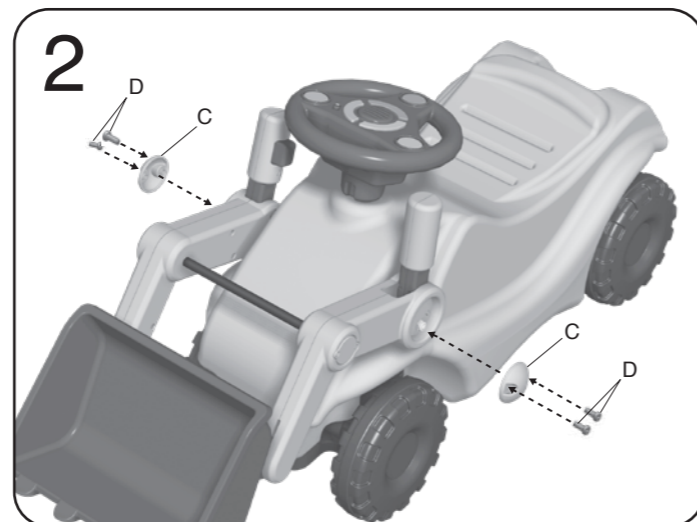
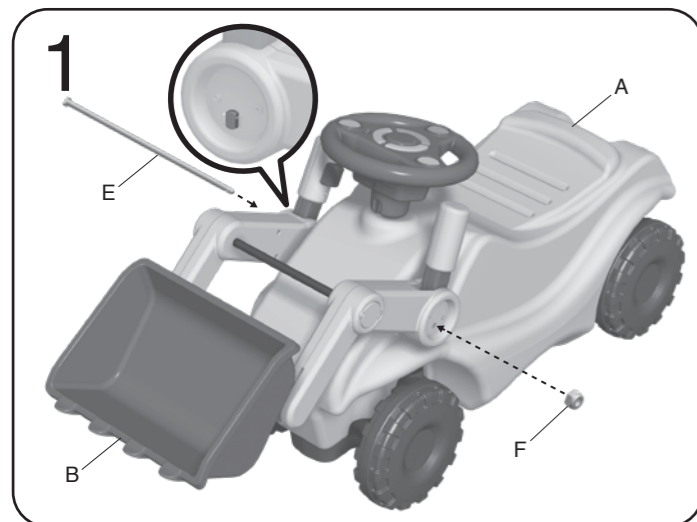


PARTS LIST		
#	DESCRIPTION	QTY
A	Body	1
B	Shovel set	1
C	Arm cover	2

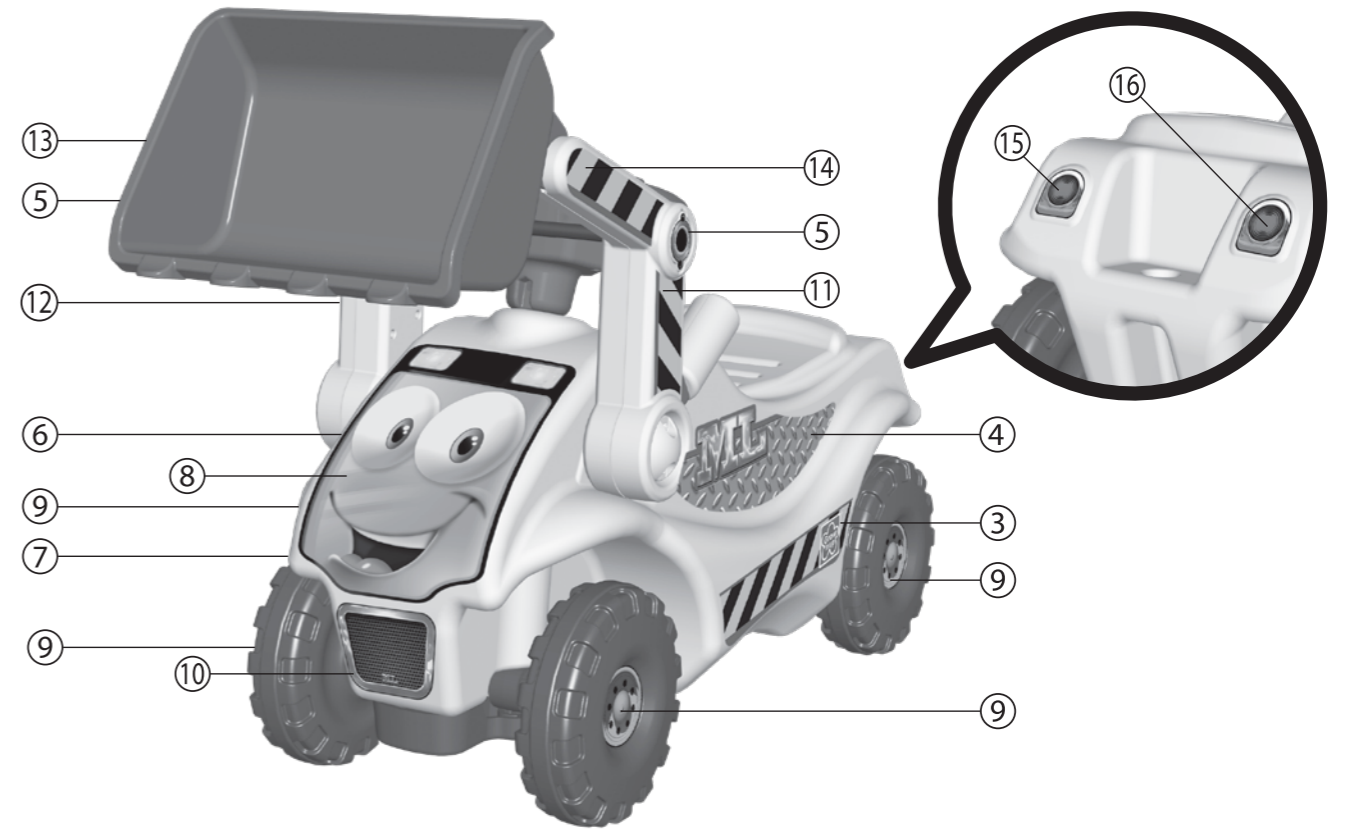
ACCESSORIES		
#	DESCRIPTION	QTY
D	Arm cover screw	4
E	Shovel turning shaft	1
F	Turning shaft nut	1
G	Sticker	1

Notes: Illustrations not to scale.

### ASSEMBLY:



### STICKER INSTRUCTION



### INSTALLING OR REPLACING BATTERIES

**CAUTION:** BATTERIES MUST BE INSTALLED BY AN ADULT ONLY.  
REQUIREMENTS: 2 x AAA (LR03) Alkaline Batteries (not included), Phillips Screwdriver (not included).  
Follow the correct polarity (+,-) signs as shown on Diagram A.

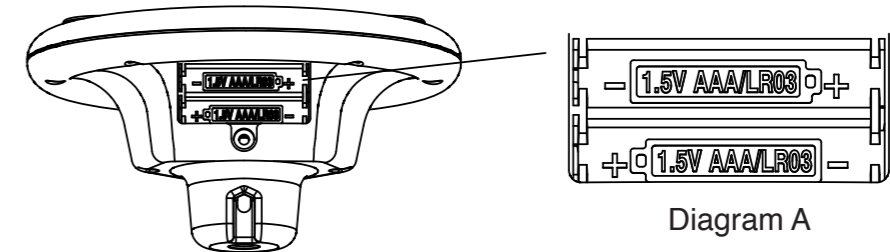


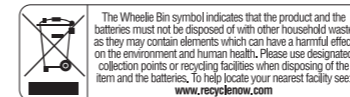
Diagram A

### BATTERY SAFETY INFORMATION

- Make sure the batteries are inserted correctly and follow the toy and battery manufacturers' instructions.
- DO NOT use rechargeable batteries.
- Non-rechargeable batteries are not to be recharged.
- Only batteries of the same or equivalent type as recommended are to be used.
- DO NOT mix old and new batteries or alkaline, standard (carbon-zinc) or rechargeable (nickel-cadmium) batteries.
- The supply terminals are not to be short-circuited.
- Always remove exhausted or dead batteries from the product.
- Remove batteries before placing the unit into storage for a prolonged period of time.

### SAFETY AND MAINTENANCE

1. Please carry out checks periodically to the unit regularly for any worn out parts.
2. To clean this product, use a mild soap and water solution and clean cloth. Rinse clean with water to remove soap residue.
3. DO NOT leave the item outside in the rain. Water inside the electronic steering wheel can cause malfunction. Keep dry always.



### LIMITED WARRANTY

Our products are covered under warranty for a period of 1 year\* from the date of purchase, under normal use and service, against defective workmanship and material. If you have recently purchased this product and find it to be defective in anyway, kindly return it to the "Source of Purchase" for a Full Refund or Exchange.

Should the product no longer be covered by your Purchase Receipt, or should you have any inquiry pertaining to our product, please call our Toll Free Customer Service for assistance.

Keep a copy of the UPC Code with proof of purchase receipt for any future Warranty Service.

Please retain packaging and assembly instructions for future reference.

\*The warranty period is three (3) months for daycare or commercial purchasers.

### CUSTOMER SERVICE

service@grow-n-up.com  
Toll free hotline: 1-888-468-9898  
www.grow-n-up.com

©2015 Grow'n up Limited.  
All Rights Reserved.  
Room 808B New Mandarin Plaza, Tsim Sha Tsui, Kowloon, Hong Kong.  
**MADE IN CHINA (SZ)**